

E. coli, Enterococci and Coliforms are the most common water bacteriological contamination indicators.

Thus, worldwide regulations impose their detection (presence/absence tests) and the cfu numeration.

We at CHROMagar™, have developed a complete range of tools, based on our pioneering technology of chromogenic culture media. While maintaining the highest standards of flexibility, simplicity and accuracy, each of these products has been designed to target a specific need.

AquaCHROM™ ECC is in powder form to be dissolved in the 100 mL water sample, turning to different colours depending on the contaminating bacteria. CHROMagar™ Liquid ECC, is a chromogenic broth used to impregnate a pad within the membrane filtration technique. And, CHROMagar™ ECC and CHROMagar™ *E.coli*, more classical, agar based chromogenic media, with unmatched colony colour contrast.

Cost Efficient

Dehydrated Media

Intense Colours

Fast Results




All our products are available in **POWDER**

Ask your local distributor
for more information

CHROMagar™
The Chromogenic Media Pioneer

www.CHROMagar.com

 CHROMagar, 4 place du 18 juin 1940 75006 Paris, FRANCE
For more information about our products, please refer to our website / Technical Documents.

Version 6.0 Jul-22

LF-EXT-022

CHROMagar™ and AquaCHROM™ are trademarks created by Dr A. Rambach

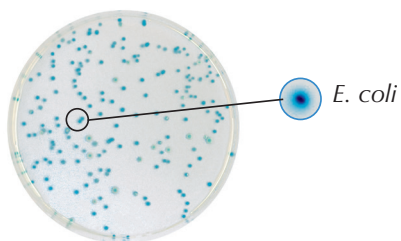


CHROMagar™ Solutions
For Water Testing

CHROMagar™
The Chromogenic Media Pioneer

Detection & Enumeration of *E. coli*

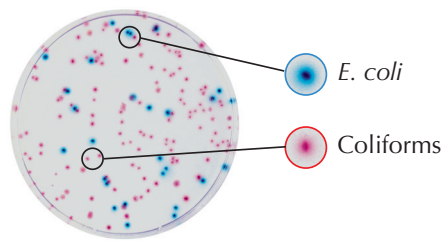
CHROMagar™ **E.coli**



Enhanced blue colony colour

Detection & Enumeration of *E. coli* & Coliforms

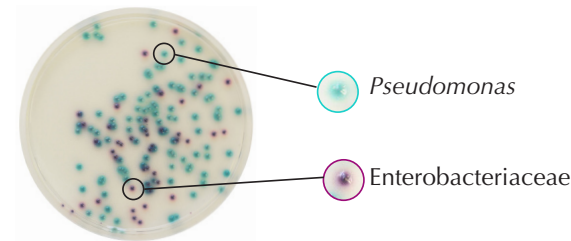
CHROMagar™ **ECC**



High contrast colony colour

Detection of *Pseudomonas* species


CHROMagar™ **Pseudomonas**



Easy to read

Presence/Absence Test in 100 mL sample *E. coli* & Coliforms

AquaCHROM™ **ECC**

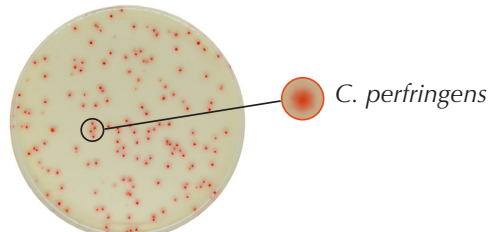


No need of UV lamp!

Species differentiation is based on the use of chromogens (not fluorogene).

Isolation and direct differentiation of *Clostridium perfringens*


CHROMagar™ **C.perfringens**



Intense colour without diffusion

Detection and Enumeration of *E. coli* & Coliforms

CHROMagar™ **Liquid ECC**



Flexible Method!

- To be used in broth form (without agar) within the water filtration technique.
- Prepare the exact quantity of broth you desire.



Only 2 mL of broth/test!
Up to 2500 tests/pack!



Very Suitable also for field tests

This culture medium has been also designed for tests in areas where incubators are not available. The incubation could be carried out at room temperature (longer incubation) and results are read under daylight. Simple method!



Simple method!

- Add the pre-weighed dose of AquaCHROM™ to a 100 mL water sample.
- Shake.
- Incubate at 35-37 °C for 18-24h.