

# CHROMagar™ C3G<sup>R</sup>

Chromogenic medium for overnight detection of beta-lactamase producing Enterobacteria achieving third generation cephalosporin resistance.

Instructions For Use  
For Research Use Only (RUO).  
Not for use in diagnostic procedures.

## REFERENCES

Pack Size	Ordering References	Base (RT)	Supplement (CG)
5000 mL 250 Tests of 20 mL	<b>CGRT2</b>	<b>RT412</b> Weight: 165 g	<b>CG632</b> Weight: 1,85 g
25 L 1250 Tests of 20 mL	<b>CGRT3-25</b>	<b>RT413-25</b> Weight: 825 g	<b>CG633-25</b> Weight: 9,25 g

## INTENDED USE

CHROMagar™ C3G<sup>R</sup> is a selective and differential chromogenic culture medium, intended for use in the qualitative direct detection of gastrointestinal colonization with 3<sup>rd</sup> generation cephalosporin-resistant Enterobacteria (C3G<sup>R</sup>-E) to aid in the prevention and control of C3G<sup>R</sup>-E in healthcare settings. The test is performed with rectal swab and stools from patients to screen for C3G<sup>R</sup>-E colonization. Results can be interpreted after 18-24 h of aerobic incubation at 35-37 °C.

The medium can also be used as an early warning indicator for diagnostic tests of infections to signal the possible presence of multi drug-resistant bacteria. This use does not replace the institution's protocols. CHROMagar™ C3G<sup>R</sup> is not intended to diagnose C3G<sup>R</sup>-E infection nor to guide nor monitor treatment for infections. A lack of growth or the absence of colonies on CHROMagar™ C3G<sup>R</sup> does not preclude the presence of C3G<sup>R</sup>-E. Further identification, susceptibility testing, and epidemiological typing is needed on suspect colonies.

## COMPOSITION

The product is composed of a powder base (CHROMagar™ Orientation) and 1 supplement (CHROMagar™ C3G<sup>R</sup> supplement).

Product	=	Base (RT)	+	Supplement (CG)
Total g/L		33.0 g/L		0.37 g/L
Composition g/L		Agar 15.0 Peptone and yeast extract 17.0 Chromogenic mix 1.0		Selective mix 0.37
Aspect		Powder Form		Powder Form
STORAGE		<b>15/30 °C</b>		<b>2/8 °C</b>
FINAL MEDIA pH		7.0 +/- 0.2		

Need some  
Technical Documents?

Available  
for download on  
[www.CHROMagar.com](http://www.CHROMagar.com)

- Certificate of Analysis (CoA) --> One per Lot
- Material Safety Data Sheet (MSDS)

## PREPARATION (Calculation for 1 L)

### Step 1

Preparation of the base  
CHROMagar™  
Orientation

- Disperse slowly 33 g of powder base in 1 L of purified water.
- Stir until agar is well thickened.
- Heat and bring to boiling (100 °C) while swirling or stirring regularly.

Advice 1: For enhanced growth, add 0.5 g/L of Tween 80 to the previous preparation mix.

Advice 2: For the 100 °C heating step, mixture may also be brought to a boil in a microwave oven: after initial boiling, remove from oven, stir gently, then return to oven for short repeated bursts of heating until complete fusion of the agar grains has taken place (large bubbles replacing foam).

### Step 2

Autoclave

- AUTOCLAVE at 121 °C during 15 min.
- Cool in a water bath to 45/50 °C, swirling or stirring gently.

### Step 3

Preparation  
of  
CHROMagar™ C3G<sup>R</sup>  
supplement

- Weight 370 mg of the required supplement powder.
- Add 10 mL of purified sterile water to this powder to make a supplement solution.

Warning 1: This step may require several minutes of stirring to obtain a good and homogenous suspension: **opaque yellowish appearance**.

Warning 2: Reconstituted supplement solution must be used the same day.

Warning 3: Do not store and re-use a supplement solution.

Final  
Media

### HELPING CALCULATION

5 L	Rehydrate 1.85 g into 50 mL of purified water
25 L	Rehydrate 9.25 g into 250 mL of purified water

### Step 4

Integrate the  
supplement to the  
melted base

- Vortex this supplement to homogenize and add this supplement solution to melted CHROMagar™ Orientation cooled at 45/50 °C.
- Stir to homogenize.

### Step 5

Pouring

- Pour into sterile Petri dishes.
- Let it solidify and dry.

### Storage

- Store in the dark before use.
- Prepared media plates can be kept for one day at room temperature.
- Plates can be stored for up to 1 month under refrigeration (2/8°C) if properly prepared and protected from light and dehydration.

## SPECIMEN COLLECTION AND HANDLING

CHROMagar™ C3G<sup>R</sup> can be used in clinical with the following specimens: stools and rectal specimens.

Sampling and transport equipment must be used in accordance with the recommendations of their suppliers for the conservation of C3G<sup>R</sup> strains.

## MATERIAL REQUIRED BUT NOT PROVIDED

Standard microbiological laboratory material for culture media preparation, control, streaking, incubation and waste disposal.

## INOCULATION

Related samples are inoculated by direct streaking on the plate.


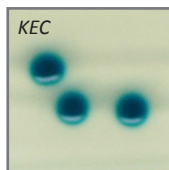
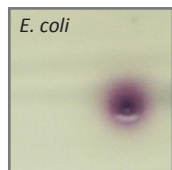
- If the agar plate has been refrigerated, allow to warm to room temperature before inoculation.
- Streak sample onto plate.
- Incubate in aerobic conditions at 35-37 °C for 18-24 hours.

## INTERPRETATION

Qualitative reading and interpretation of the petri dishes

Microorganism	Typical colony appearance
C3G <sup>R</sup> <i>E. coli</i>	→ dark pink to reddish
C3G <sup>R</sup> KEC ( <i>Klebsiella</i> , <i>Enterobacter</i> , <i>Citrobacter</i> )	→ metallic blue (+/- reddish halo)
C3G <sup>R</sup> <i>Proteus</i>	→ brown halo
Gram (+) strains	→ inhibited
Non Resistant Other Gram (-) strains	→ inhibited
Yeasts	→ mostly inhibited

### Typical colony appearance



The pictures shown are not contractual.

## PERFORMANCE

	Analytical data *	Clinical data**	
		CHROMagar™ C3G <sup>R</sup>	Reference medium (ESBL Isolation Agar Non chromogenic media)
Sensitivity	100 %	77 %	67 %
Specificity	-	-	-

\* Data obtained after 24 h incubation at 37 °C in aerobic conditions in the study «Evaluation of Four Media for the Isolation of Resistant Gram Negative Organisms from Surveillance Rectal Swabs». Joshi-Caesar *et al.* Poster ASM 2012.

\*\* Data obtained after 24 h incubation at 37 °C in aerobic conditions with 96 rectal samples in the study «Evaluation of Four Media for the Isolation of Resistant Gram Negative Organisms from Surveillance Rectal Swabs». Joshi-Caesar *et al.* Poster ASM 2012.

## LIMITATIONS AND COMPLEMENTARY TESTS

- Some *Pseudomonas* spp and *Acinetobacter* spp, widely-known to be frequently Multi Drug Resistant bacteria, could grow on the medium with typical colony aspects as typical on CHROMagar™ Orientation.
- Final identification may require additional testing such as biochemical or immunological test: Latex agglutination confirmation test can be performed directly from the plates on suspected colonies.

## QUALITY CONTROL

Please perform Quality Control according to the use of the medium and the local QC regulations and norms.

Good preparation of the medium can be tested, isolating the following ATCC strains:

Microorganism	Typical colony appearance
C3G <sup>R</sup> <i>E. coli</i> CIP 103982	→ reddish, small colonies
C3G <sup>R</sup> <i>K. pneumoniae</i> ATCC® 700603	→ metallic blue (+/- reddish halo)
<i>E. faecalis</i> ATCC® 29212	→ inhibited
<i>P. aeruginosa</i> ATCC® 10145	→ inhibited
<i>E. coli</i> ATCC® 25922	→ inhibited
<i>C. albicans</i> ATCC® 60193	→ inhibited
<i>S. aureus</i> ATCC® 25923	→ inhibited

## WARNINGS AND PRECAUTIONS

- For Research Use Only (RUO). Not for use in diagnostic procedures.
- This laboratory product should be used only by trained personnel (healthcare professional, etc). Wear appropriate protective clothing, gloves and eye/face protection and handle appropriately with procedures and good laboratory practices.
- Use of the medium may be difficult for people who have problems recognising colours.
- Culture media should not be used as manufacturing material or components.
- Do not ingest or inhale the product.
- Do not use the product after the expiry date.
- Do not use the product if it shows any evidence of contamination or any sign of deterioration (compacted powder, color change, ...).
- Do not use the product if the packaging is damaged.
- Any change or modification in the production procedure may affect the results.
- Any change or modification of the required storage temperature may affect the performance of the product.
- Unappropriate storage may affect the shelf life of the product.
- Recap the bottles/vials tightly after each preparation and keep them in a low humidity environment, protected from moisture and light.
- Do not use the culture medium poured into a petri dish after a first use.
- After opening the bottles and with an appropriate conversation, open bottles can be used under the same conditions until each product's expiry date.
- Reading and interpretation should be performed using isolated colonies.
- Some precipitate may be observed in the agar but these do not affect the performance of the product.

- Interpretation of the test results should be made taking into consideration colonial and microscopic morphology and if necessary, the results of any other tests performed.
- Laboratory, chemical or biohazardous wastes must be handled and discarded in accordance with all local and national regulations.
- For hazard and precaution recommendations related to some chemical components in this medium, please refer to the pictogram(s) mentioned on the labels. The Material Safety Data Sheet (MSDS) is available on [www.chromagar.com](http://www.chromagar.com)
- Any incident or complaint related to the environment must be declared to the manufacturer at the following email address: [chromagar@chromagar.com](mailto:chromagar@chromagar.com)
- Any serious incident occurring in connection with the environment must be declared to the competent authorities and to the manufacturer at the following email address: [chromagar@chromagar.com](mailto:chromagar@chromagar.com)

## DISPOSAL OF WASTE









After use, all plates and any other contaminated materials must be sterilized or disposed of by appropriate internal procedures and in accordance with local legislations. Plates can be destroyed by autoclaving at 121 °C for at least 20 minutes.

## LITERATURE REFERENCES

Please refer to our website page «Publications» for scientific publications about this particular product.

Web link: [www.chromagar.com/product/chromagar-c3gr/](http://www.chromagar.com/product/chromagar-c3gr/)

## IFU/LABEL INDEX

-  Catalogue reference
-  Consult instructions for use
-  Quantity of powder sufficient for X liters of media
-  Expiry date
-  Required storage temperature
-  Store away from humidity
-  Protect from light
-  Manufacturer

NT-EXT-095 USA V3.0 / 25-May-22

CHROMagar™ and Rambach™ are trademarks created by Dr A. Rambach  
ATCC® is a registered trademark of the American Type Culture Collection